

7 Secrets to a Successful Early Childhood Program



Time to Sign: Our Mission

Time to Sign, Inc. is dedicated to supporting effective and meaningful communication for children, families, caregivers, and businesses by teaching American Sign Language in a fun and educational way.

Professional Workshop Agenda

Songs: Good Morning and Good-Bye

Learn: Step 1: Children Focused Environments

Music and Movement for each transition with hands on activities

Learn: Wake up and Playtime Signs and Songs

Learn; Feelings

Song: If You're Happy and You Know It

Learn: Step 2: Family Connection

Hands-on Activities, Signs and Discussion

Learn: Step 3: Get Organized

Hands-on Activities, Signs and Discussion

Learn: Step 4: Teacher Strategies that Work

Hands-on Activities, Signs and Discussion

Learn: Step 5: Nature and Science Activities that build character

Learn: Gardening Signs

Song: Mr. Sun

Hands-on Activities, Signs and Discussion

Learn: Step 6: Get Techy – free sites and more that will help you get notices, keep your staff involved and more

Resources handout and visual hands-on activities, Signs and Discussion

Learn: Step 7: Activity Based Programs that build real revenue

Hands-on Activities, Signs and Discussion

Song: The More We Sign Together

Wrap up












Our Mission










Time to Sign, Inc. is dedicated to supporting effective and meaningful communication for children, families, caregivers, and businesses by teaching American Sign Language in a fun and educational way.

Positive Behavior through instruction, practice, feedback and encouragement


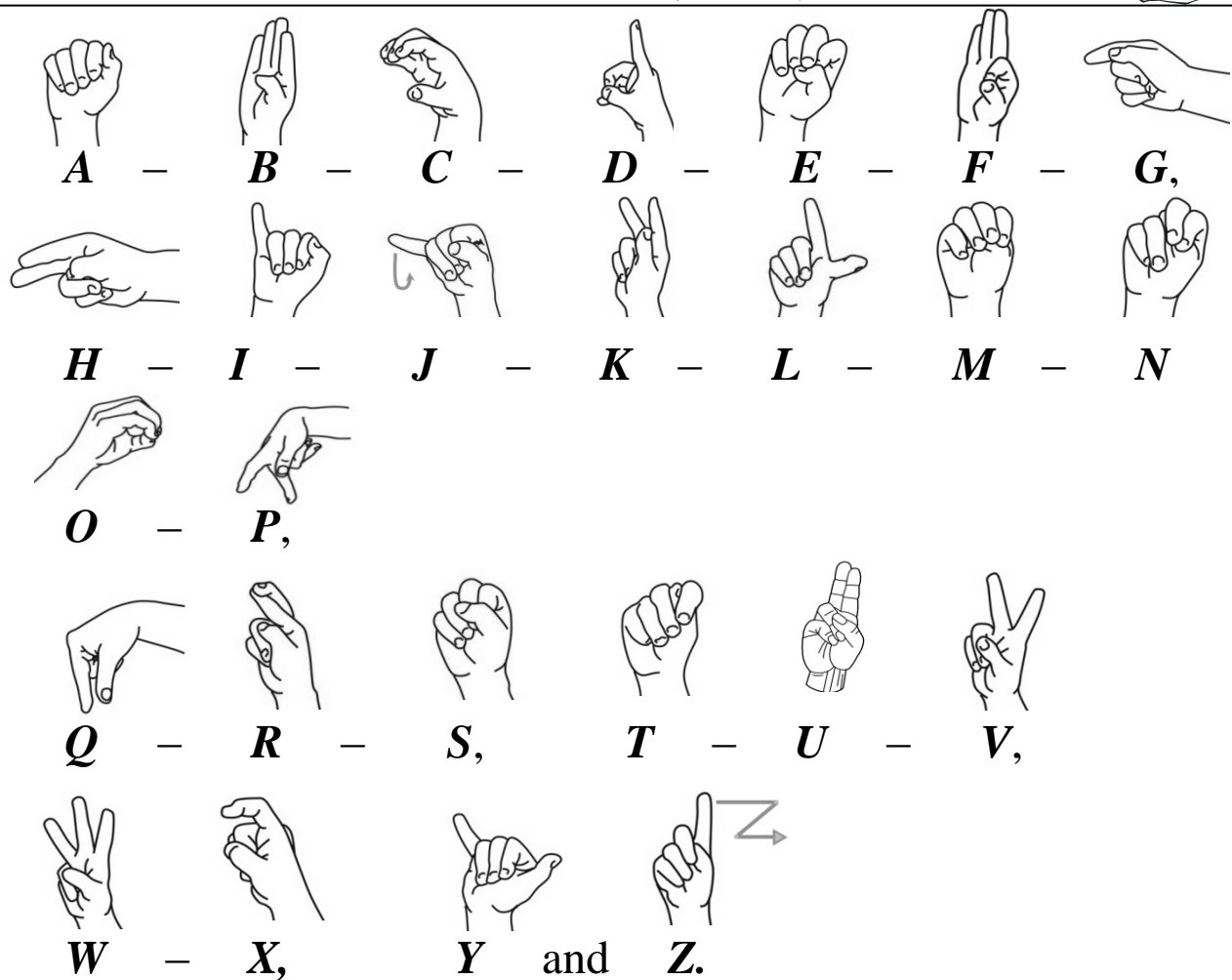

Focusing Ideas:

-  Ready hands
-  Clap hands If you can hear my voice
-  Listening ears Soft Voices- use soft voice to begin lesson for the day
-  Soft Voices- use soft voice to begin lesson for the day
-  Instructor begins when everyone is paying attention
-  Use visual cue cards for daily schedule
-  Instruct and Model what you are doing prior to activity
-  Create Time periods for each activity – allow for 5 minute rule – allow for time for children to do activity of their choosing after completion of the task at hand
-  Create refocused activities (stretch, breathe, etc.)

Classroom Strategies

-  Picture Schedule – What are we doing today?
-  Explanation of Activities and How they are to be done
-  Classroom Expectations Clearly Marked
-  Character Reminder – Safe, Responsible, Respectful, Learner, Supportive, Prepared, On Time, Clean, Follow Rules
-  Children pay better attention, they have to see you
-  Communication languages to assign job titles
-  Praising of all positive behavior
-  Buddy System as needed
-  Role model expectation – this is how we...


ABC's and Morning Greetings




(Say their name 3 times with the letter of their name and then fingerspell name.)

“If You’re Happy and You Know It”


(Traditional, Illustrations Copyright©2012 Time to Sign, Inc.)




If *you’re* **happy** and you *know* it, clap your **hands**. (clap, clap)
Repeat



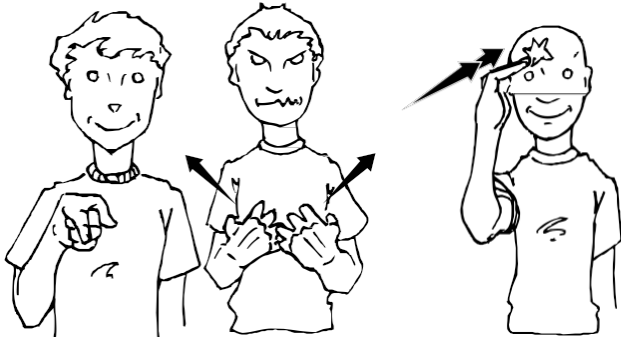
If *you’re* **happy** and you *know* it, **your** **face** will surely **show** it.
If *you’re* **happy** and you *know* it, clap your **hands**. (clap, clap)




If *you’re* **sad** and you *know* it, **say**, “boo, hoo.” (pretend to cry)
Repeat




If *you’re* **sad** and you *know* it, **your** **face** will surely **show** it.
If *you’re* **sad** and you *know* it, say, “boo, hoo.” (pretend to cry)



If you're **angry** and you **know** it, stomp your feet. (stomp, stomp)
Repeat




If you're **angry** and you **know** it, **your face** will surely **show** it. If you're **angry** and you **know** it, stomp your feet. (stomp, stomp)



If you're **happy** and you **know** it, clap your **hands**.
(clap, clap)


Repeat




If you're **happy** and you **know** it, **your face** will surely **show** it. If you're **happy** and you **know** it, clap your hands. (clap, clap)

"The More We Sign Together"


(Traditional, Illustrations Copyright©2002 Time to Sign, Inc.)



The ***more*** we sign ***together, together, together,***




The ***more*** we sign ***together, the happier we'll be.***




'Cause ***your*** ***friends*** are ***my*** ***friends,***

"The More We Sign Together" (continued)


(Traditional, Illustrations Copyright©2002 Time to Sign, Inc.)



And ***my friends*** are ***your friends.***



The ***more we sign together***




The ***happier we'll be.***



WATER



GARDEN



DIRT



PLANT/GROW



FRUIT



VEGETABLES


Words of Encouragement



terrific, wonderful, outstanding




beautiful



good



work/job



try/effort




answer



proud



congratulations




you rock




Everyone Can Sign Special Needs Series

Learn how to enhance communication using American Sign Language for visual learners with Autism, ADHD, and Down syndrome. Fun activities, songs, stories are discussed to aid teachers in learning simple fundamentals to promote positive behavior and stimulate academic learning. Parent workshops available



Infant/Toddler Book & DVD Quick Guide

\$19.95 Great Holiday Gifts!



Preschool Sign Language 2.0

Teach visual phonics, functional signs, school signs, math etc. Over 300 signs in all.

Only \$19.95

Visit www.TimeToSign.com

Time to Sign, Inc.

10

Copyright©2013