



Social Emotional Academic Learning (S.E.A.L.)

An effective, visual way to enhance positive behavior intervention and support

Time to Sign: Our Mission

Time to Sign, Inc. is dedicated to supporting effective and meaningful communication for children, families, caregivers, and businesses by teaching American Sign Language in a fun and educational way.

Professional Workshop Agenda

Song: Wake up Song
Learn: ABC's
Learn: ABC's to Animals/Song
Learn: Basic Signs for Social-Emotional Learning
Learn: ABC's to Greetings (Hello, Good Morning, Good Afternoon, etc.)
Learn: Finger spelling Children's Names
Learn: Emotions
Song: If You are Happy and You Know It
Game: Who came to School Today with Emotions?
Learn: Numbers for Promoting Activities
Song: What Are We Doing Today?
Learn: Manners
Song: Please and Thank You
Learn: Focusing Ideas
Learn: Transition Phrases in Sign
Learn: Words of Encouragement
Discussion: Incorporating Signing Into Daily Routine
Song: The More We Sign Together
Recap and Answer Questions



Focusing Ideas:

- ✎ Ready hands
- ✎ Clap hands If you can hear my voice
- ✎ Listening ears Soft Voices- use soft voice to begin lesson for the day
- ✎ Soft Voices- use soft voice to begin lesson for the day
- ✎ Instructor begins when everyone is paying attention
- ✎ Use visual cue cards for daily schedule
- ✎ Instruct and Model what you are doing prior to activity
- ✎ Create Time periods for each activity – allow for 5 minute rule – allow for time for children to do activity of their choosing after completion of the task at hand
- ✎ Create refocused activities (stretch, breathe, etc.)

Classroom Strategies

- ✎ Picture Schedule – What are we doing today?
- ✎ Explanation of Activities and How they are to be done
- ✎ Classroom Expectations Clearly Marked
- ✎ Character Reminder – Safe, Responsible, Respectful, Learner, Supportive, Prepared, On Time, Clean, Follow Rules
- ✎ Children pay better attention, they have to see you
- ✎ Communication languages to assign job titles
- ✎ Praising of all positive behavior
- ✎ Buddy System as needed
- ✎ Role model expectation – this is how we...



Eat/Comer

With the thumb and fingertips together, palm facing down, repeatedly move the fingertips toward the lip with short movements.

[As if putting food in ones mouth]

**Naptime/Acostarse, a dormir**


[Palm motion, arm motion] Place the slightly curved right hand on the right cheek and tilt the head to the right.

[As if laying down your head on the hand]

**Story or Book Time/Leer Cuento**

Starting with both palms touching in front of the chest, fingers pointing forward, move the hands apart at the top, keeping the little fingers together, as if opening a book.


Time: Tap the index finger of the dominant "X" handshape on the wrist of the reference hand, palms facing down, with a double movement.

**Potty/Baño**

[Wrist motion, palm motion]

Shake the dominant "T" handshape, palm facing forward held in front of the dominant shoulder.

[Also: bathroom, toilet]



Clean up/Limpiar

Move the palm of the dominant open hand from the heel to the fingers of the upturned palm of the reference open hand with a repeated movement.

[Indicates wiping off something from your hands]

Add the sign for "Time" for directions.



Hurt/Duele, Dolor

Begin with both extended index fingers pointing toward each other in front of the chest, palms facing in, jab the fingers toward each other with a short repeated movement.

For questions: use your facial expression to ask a question, as are you hurt?, where does it hurt?



Finish/Fin, Acabar

Begin with both "5" handshapes held in front of the chest, palm facing in and fingers pointing up, flip the hands over with sudden movement ending with both palms facing down and fingers pointing forward.

[Also completed, done, ended, over]


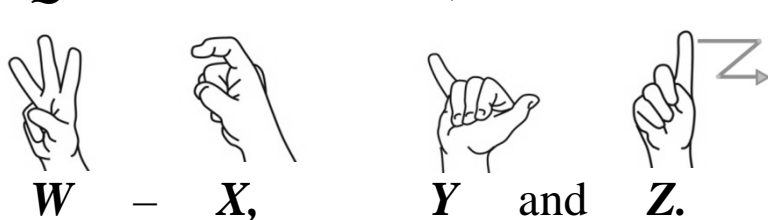
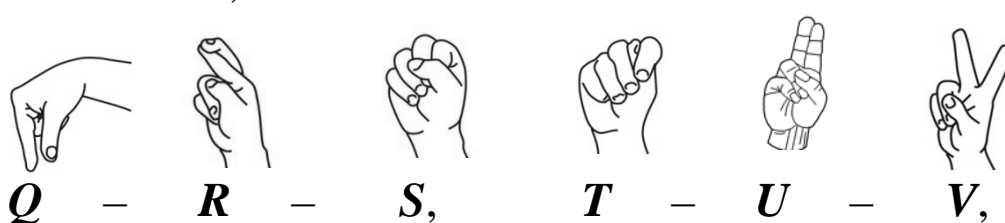

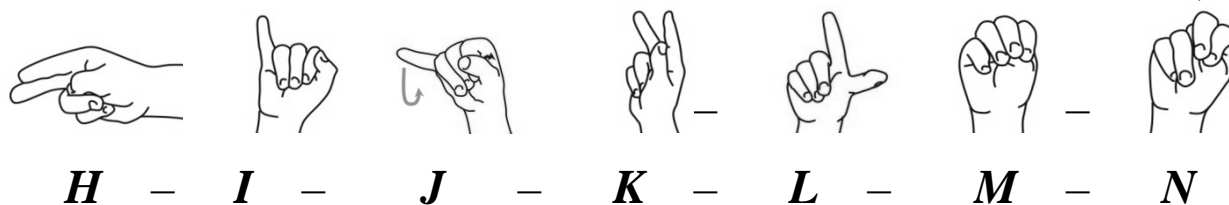
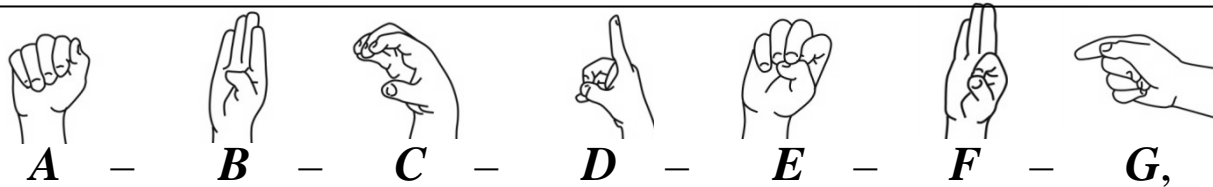
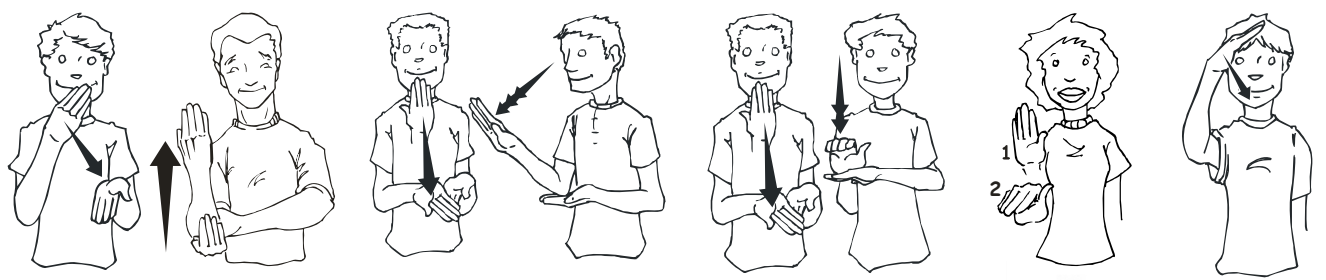


What's Wrong/ Qué Pasa

Begin with the dominant "Y" hands under the chin tap once. To ask the question, what's wrong? Simply use your facial expression to ask a question with your face at the same time you are doing the wrong sign. This action put together is the sign for what's wrong?



ABC's and Morning Greetings



Words of Encouragement



terrific, wonderful, outstanding




beautiful



good



work/job



try/effort



answer




proud



congratulations



you rock





Workshop Attendees Receive a 10% Discount

Behavior Management



Book and CD





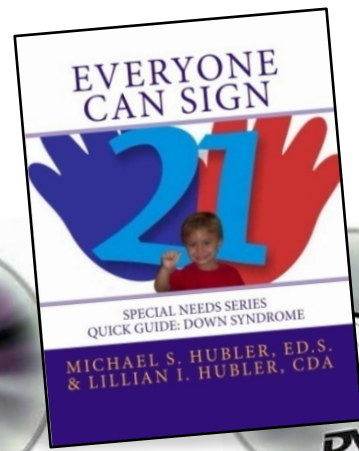
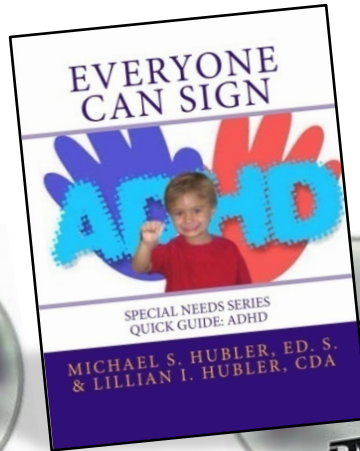
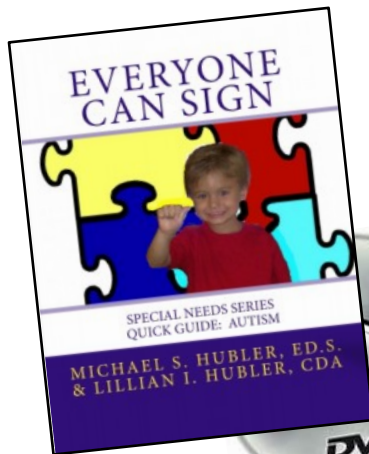
Book and DVD

Everyone Can Sign Special Needs Series

Autism

ADHD

Down Syndrome



**Emotional Skills Poster
&
Social Skills Poster**

