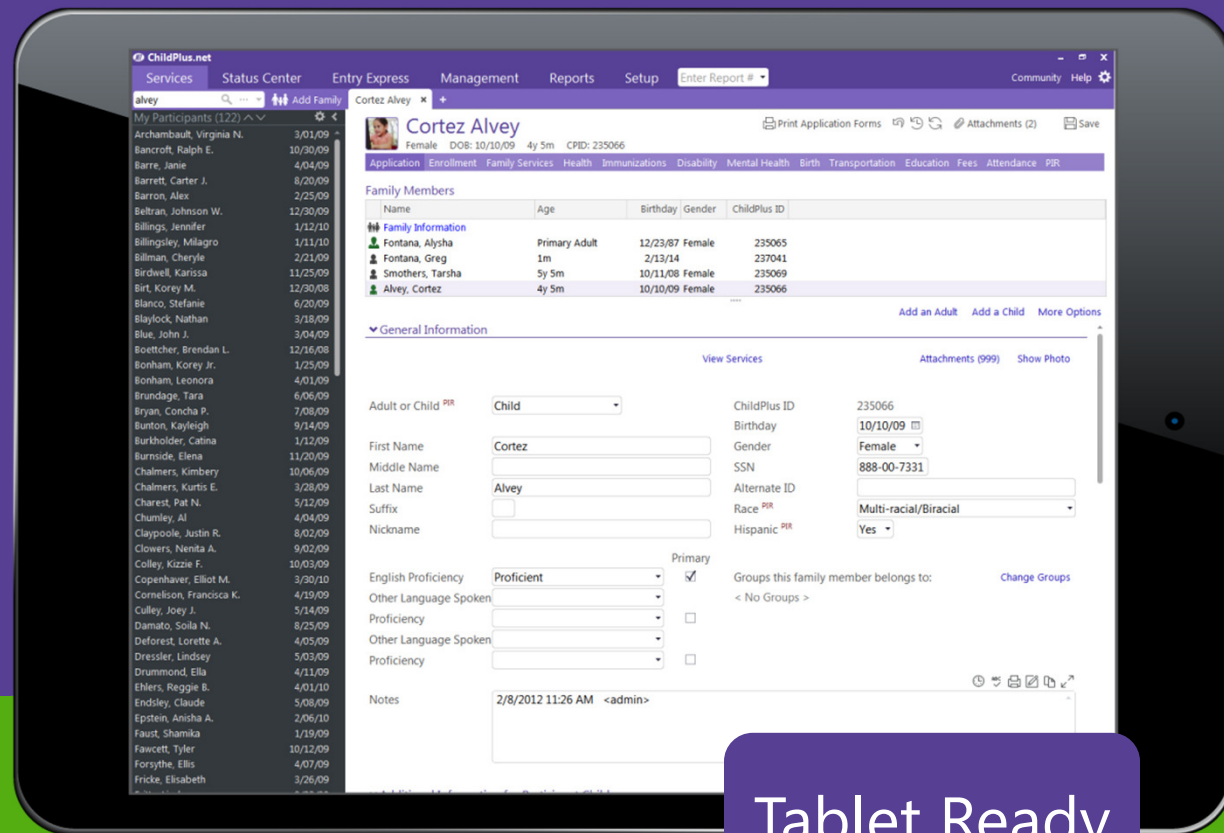


ChildPlus.net

Professional Head Start Management Software



Carolyn Heyliger-Graham
Senior Account Executive

ChildPlus.net Session Topics

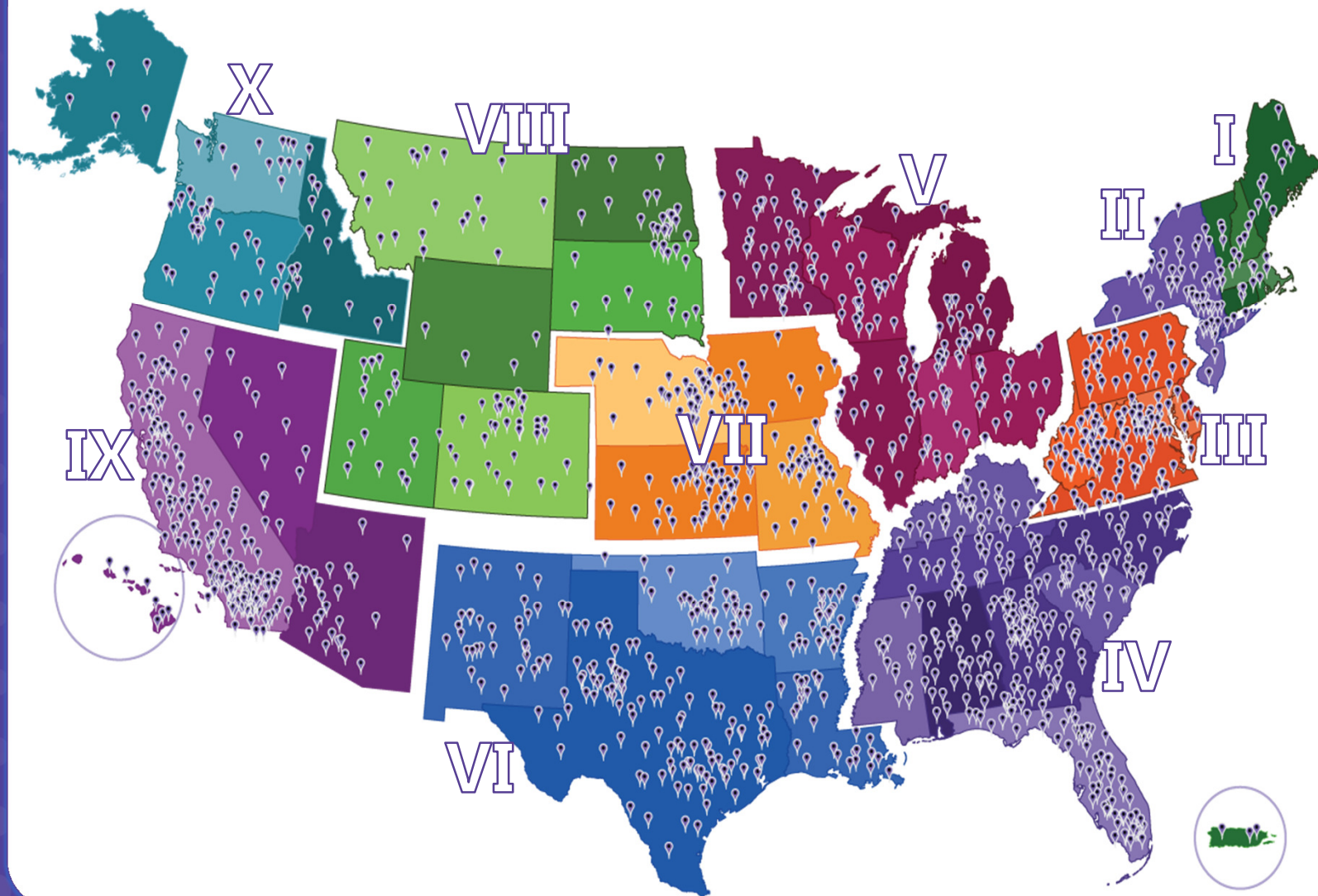
- Family Engagement Outcomes
- CLASS™
- New User Interface
- Question & Answer

About ChildPlus.net

- Almost 30 years serving Head Start
- Over 1,325 agencies
- Atlanta based
- Over 50 dedicated, passionate staff



More agencies use ChildPlus.net
than all other software combined.



Family Engagement Outcomes

- Configure your own assessment or use a built-in example
- Create your own question categories *or* use the 7 Parent and Family Engagement Outcomes
- Assess the family 1, 2, or 3 times per school year
- Notifications for when a family's assessment is due/past due
- Gains Reports

Family Engagement Outcomes

ChildPlus.net

ServicesStatus CenterEntry ExpressManagementReportsSetupEnter Report #

SecurityAgency ConfigurationModule SetupSystem SetupDatabase UtilitiesData UtilitiesInitial Setup

Family Assessment Setup

Family Assessment InstrumentsAssessment Due Dates

Assessment Instruments

Southside Family Assessment ToolLittle Beginnings Childcare Assessment Instrument

Instrument NameSouthside Assessment ToolActive

Assessments Per Year3

Assessment 1 NamePreliminary Assessment

Assessment 2 NameMidyear Assessment

Assessment 3 NameFinal Assessment

Configure which School Years use this InstrumentAddDelete

Assessment Categories

Family Well-BeingPositive Parent-Child RelationshipsFamilies as Lifelong EducatorsFamilies as LearnersFamily Engagement in TransitionsFamily Connections to Peers and CommunityFamilies as Advocates and Leaders

Default Notes

If your assessment instrument has some questions that are open-ended or not scored you can enter those questions here and they will be copied into the notes field each time this assessment instrument is used to conduct an assessment. The assessor can then answer those questions by typing the answers directly into the notes field.

Assessment Items for Family Well-Being

Description	Scoring Guidance
Housing Status	3: Family has adequate, permanent housing. (Own, rent, or have living arrangements - are not looking) 2: Family has temporary living arrangement but seeking permanent housing - for example waiting list for section 8 1: Family is homeless - shelter, transient, living in car
Safety	3: Family has adequate, permanent housing. (Own, rent, or have living arrangements - are not looking) 2: Family has temporary living arrangement but seeking permanent housing - for example waiting list for section 8 1: Family is homeless - shelter, transient, living in car
Health	3: Family has adequate, permanent housing. (Own, rent, or have living arrangements - are not looking) 2: Family has temporary living arrangement but seeking permanent housing - for example waiting list for section 8 1: Family is homeless - shelter, transient, living in car

Scoring SetupLower Score Means Greater Need

Score	Description
3	Family Strength
2	No Support Needed at this Time
1.5	Family Would Benefit from Some Support
0	Family Needs Immediate Support

AddDelete

Move UpMove DownAdd Assessment ItemEditDelete

Family Engagement Outcomes

Family Assessment Results

Preliminary Assessment

2013-2014 School Year • Little Beginnings Childcare

Assessment Completed9/01/13

Case WorkerMaria-Elena Sanchez

Family Well-Being

Budget and Finances

Safety

Mental Health

Housing Status

Education

Employment Status

Transportation

Nutrition

2

3

2

3

2

1

0

2

Scoring Guidance for Housing Status

2-3 Family has adequate, permanent housing. (Own, rent or have living arrangements - are not looking)

1 Family has temporary living arrangement but seeking permanent housing - for example waiting list for section 8

transient, living in car

3 Definite Family Strength

2 No support needed at this time

1 Family would benefit from some support

0 Family needs immediate support

Positive Parent-Child Relationships

Parenting

Relationships

Families as Lifelong Educators

Support of Education in the School

Support of Education in the Home

Preliminary Assessment Notes

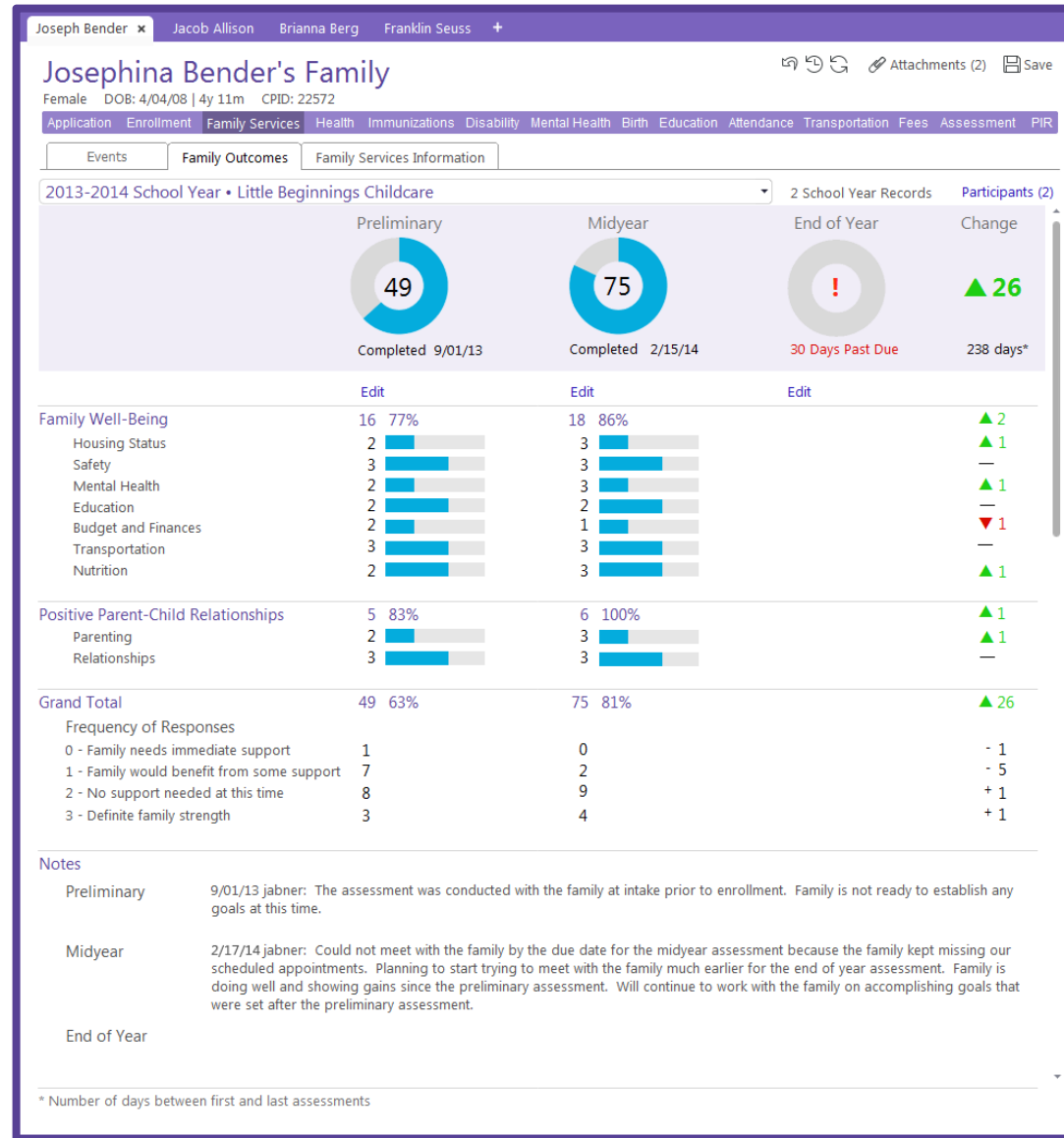
Conducted the assessment with the family at intake.

Copy Results From Another Assessment

Save

Cancel

Family Engagement Outcomes



Family Engagement Worksheet



8/23/12 3:49pm

Southside Family Assessment Tool

Participant Name: _____ ChildPlus ID: _____
 Date Completed: _____ Case Worker: _____ School Year: _____

Scoring Legend: 3 Definite family strength 1 Family would benefit from some support
 2 No support needed at this time 0 Family needs immediate support

Assessment Item	Assessment 1 Score	Assessment 2 Score	Assessment 3 Score	Scoring Guidance
Family Well-Being				
Housing Status				1. Family is homeless – shelter, transient, living in car 2. Family has temporary living arrangement but seeking permanent housing – for example waiting list for Section 8 3. Family has adequate, permanent housing. (Own, rent, or have living arrangements – are not looking)
Safety				1. Family is homeless – shelter, transient, living in car 2. Family has temporary living arrangement but seeking permanent housing – for example waiting list for Section 8 3. Family has adequate, permanent housing. (Own, rent, or have living arrangements – are not looking)
Mental Health				1. Family is homeless – shelter, transient, living in car 2. Family has temporary living arrangement but seeking permanent housing – for example waiting list for Section 8 3. Family has adequate, permanent housing. (Own, rent, or have living arrangements – are not looking)
Budget and Finances				1. Family is homeless – shelter, transient, living in car 2. Family has temporary living arrangement but seeking permanent housing – for example waiting list for Section 8 3. Family has adequate, permanent housing. (Own, rent, or have living arrangements – are not looking)
Education				1. Family is homeless – shelter, transient, living in car 2. Family has temporary living arrangement but seeking permanent housing – for example waiting list for Section 8 3. Family has adequate, permanent housing. (Own, rent, or have living arrangements – are not looking)
Positive Parent-Child Relationships				
Parenting				1. Family is homeless – shelter, transient, living in car 2. Family has temporary living arrangement but seeking permanent housing – for example waiting list for Section 8 3. Family has adequate, permanent housing. (Own, rent, or have living arrangements – are not looking)
Relationships				1. Family is homeless – shelter, transient, living in car 2. Family has temporary living arrangement but seeking permanent housing – for example waiting list for Section 8 3. Family has adequate, permanent housing. (Own, rent, or have living arrangements – are not looking)

Assessment Notes:

Family Assessment Completion Status Report



Family Assessment Completion Status

Family	Assessment 1			Assessment 2			Assessment 3		
Peachtree Child Development Program - Eastside Center - Classroom A									
Andrew Smith's Family	✓	9/01/13		✓	1/14/14		Due in 5 days		
Billy Bridges's Family	✓	9/13/13		✓	1/09/14		Due in 31 days		
Carla Santore's Family	✓	7/03/13		✓	1/08/14		✓ 5/11/14		
Billy Bridges's Family	✓	9/13/13		✓	1/09/14		Due in 31 days		
Carla Santore's Family	✓	7/03/13		✓	1/08/14		✓ 5/11/14		
Frank Falore's Family	⚠	120 days past due		⚠	60 days past due		Due in 34 days		
Guillermo Gutierrez's Family	✓	9/30/13		✓	1/19/14		⊗ Dropped 1/30/14		
Billy Bridges's Family	✓	9/13/13		✓	1/09/14		Due in 31 days		
Carla Santore's Family	✓	7/03/13		✓	1/08/14		✓ 5/11/14		
Frank Falore's Family	⚠	120 days past due		⚠	60 days past due		Due in 34 days		
Guillermo Gutierrez's Family	✓	9/30/13		✓	1/19/14		⊗ Dropped 1/30/14		
Frank Falore's Family	⚠	120 days past due		⚠	60 days past due		Due in 34 days		
Guillermo Gutierrez's Family	✓	9/30/13		✓	1/19/14		⊗ Dropped 1/30/14		
Classroom Totals - Classroom A	Completed	Due within 30 days	Past Due	Completed	Due within 30 days	Past Due	Completed	Due within 30 days	Past Due
Families: 15	95%	<div><div></div></div> 0	1	80%	<div><div></div></div> 7	1	17%	<div><div></div></div> 1	0
Participants: 16									
Peachtree Child Development Program - Eastside Center - Classroom B									
Andrew Smith's Family	✓	9/01/13		✓	1/14/14		Due in 5 days		
Billy Bridges's Family	✓	9/13/13		✓	1/09/14		Due in 31 days		
Carla Santore's Family	✓	7/03/13		✓	1/08/14		✓ 5/11/14		
Frank Falore's Family	⚠	120 days past due		⚠	60 days past due		Due in 34 days		
Guillermo Gutierrez's Family	✓	9/30/13		✓	1/19/14		⊗ Dropped 1/30/14		
Classroom Totals - Classroom B	Completed	Due within 30 days	Past Due	Completed	Due within 30 days	Past Due	Completed	Due within 30 days	Past Due
Families: 5	95%	<div><div></div></div> 0	1	80%	<div><div></div></div> 7	1	17%	<div><div></div></div> 1	0
Participants: 6									
Site Totals - Eastside Center	Completed	Due within 30 days	Past Due	Completed	Due within 30 days	Past Due	Completed	Due within 30 days	Past Due
Families: 19	95%	<div><div></div></div> 0	1	80%	<div><div></div></div> 7	1	17%	<div><div></div></div> 1	0
Participants: 20									
Agency Totals - Peachtree Child Development Program	Completed	Due within 30 days	Past Due	Completed	Due within 30 days	Past Due	Completed	Due within 30 days	Past Due
Families: 50	95%	<div><div></div></div> 0	1	80%	<div><div></div></div> 7	1	17%	<div><div></div></div> 1	0
Participants: 55									
Report Totals	Completed	Due within 30 days	Past Due	Completed	Due within 30 days	Past Due	Completed	Due within 30 days	Past Due
Families: 500	95%	<div><div></div></div> 0	1	80%	<div><div></div></div> 7	1	17%	<div><div></div></div> 1	0
Participants: 508									

Completed
 Past due
 Dropped

© ChildPlus Software

Family Assessment Results Report



Family Assessment Results

Assessment Category / Item	Assessment 1	Assessment 2	Assessment 3	Gains
Peachtree Child Development Program – Eastside Center – Classroom A				
Andrew Smith's Family ID: 35632	Completed 9/01/13 Jina Abner	Completed 2/15/14 Monica Alvarez-Torres	30 Days Past Due	115 days*
Family Well-Being	18 25%	20 83%		▲ 2
Housing Status	2	3		▲ 1
Safety	3	3		–
Mental Health	2	2		–
Transportation	3	3		–
Nutrition	2	3		▲ 1
Positive Parent-Child Relationships	6 67%	7 74%		▲ 1
Parenting	3	3		–
Relationships	3	4		▲ 1
Families as Lifelong Educators	5 71%	5 71%		
Teaching at Home	2	2		–
Reading at Home	3	3		–
Family Totals	29 72%	32 78%		▲ 3

Notes

- Preliminary** 9/01/13 jabner: The assessment was conducted with the family at intake prior to enrollment. Family is not ready to establish any goals at this time.
- Midyear** 9/01/13 jabner: Could not meet with the family by the due date for the midyear assessment because the family kept missing our scheduled appointments. Planning to start trying to meet with the family much earlier for the end of year assessment. Family is doing well and showing gains since the preliminary assessment. Will continue to work with the family on accomplishing goals that were set after the preliminary assessment.

Family Outcomes Analysis Report

Family Outcomes - Analysis

Family	Families	Assessment	Housing	Safety	Health	Mental Health/Substance Use	Transportation	Financial Security	Nurturing Relationships	Child Development/Parent	Family Education at Home	School Readiness	Promoting Primary Language	Education, Training, and L	Volunteering	Transitions	Families and Communities	Leadership and Advocacy	TOTAL
Peachtree Child Development - Faith House Center																			
Classroom A	1	1	2.2	1.9	1.6	2	2.3	1.6	1.8	1.8	1.8	1.6	2.6	2	1.4	1.9	1.9	1.2	29.6
	1	2	2.1	1.9	1.9	1.9	2.1	1.7	1.9	2	1.8	1.8	2.2	1.9	1.4	2.2	1.8	1.3	29.9
	1	3	2.6	2.4	2.3	2.3	2.3	2.1	2.5	2.4	2.3	2.3	2.8	2.3	1.5	2.5	2.3	1.7	36.4
	1	4	+/-	0.4	0.3	1.3	0.4	0.1	0.4	0.7	0.5	0.4	0.6	0.3	1.3	0.3	0.5	0.4	6.4
Classroom B - HS & PreK	3	1	2.3	2.3	2	2.3	2	1.7	2	1.3	2	1.3	1.3	2	1.7	1.7	1.7	1.3	29
	3	2	2.3	2.3	1	2.3	2	1.7	2	1.3	2	1.3	1.3	1	1	1.7	1.7	1.3	26.3
	3	3	2.7	2.3	1	2.3	2	1.7	2	1.3	2	1.3	1.3	1	1	1.7	1.7	1.3	26.7
	3	+/-	0.3	-	1	-	-	-	-	-	-	-	-	1	0.7	-	-	-	2.3
Classroom C - HS or PreK	3	1	2	2	2.3	2	1	1	2.3	1.7	2.3	1.7	1.7	2.3	1.3	1.3	1.3	1	27.3
	3	2	2.3	2	1	2	1	1	2.3	1.7	2.3	1.7	1.7	1	1	1.3	1.3	1	24.7
	3	3	2	2	1	2	1	1	2.3	1.7	2.3	1.7	1.3	1	1	1.3	1.3	1	24
	3	+/-	-	-	1.3	-	-	-	-	-	-	-	-	0.3	1.3	0.3	-	-	3.3

Site Average - Faith House Center

Families w/ complete assessments:	2	1	2.2	2	1.8	2	2	1.5	1.9	1.7	1.9	1.6	2.3	2	1.4	1.8	1.8	1.2	29.2
	1	2	2.2	2	1.6	2	1.9	1.6	2	1.8	1.9	1.7	2	1.6	1.3	1.9	1.7	1.3	28.5
	1	3	2.5	2.3	1.8	2.3	2.1	1.8	2.4	2.1	2.2	2	2.3	1.9	1.3	2.2	2	1.5	32.7
	2	+/-	0.4	0.2	1.2	0.3	0.1	0.3	0.5	0.4	0.3	0.4	0.2	1.2	0.4	0.4	0.3	0.3	3.6

Agency Average - Peachtree Child Development

Families w/ complete assessments:	2	1	2.2	2	1.8	2	2	1.5	1.9	1.7	1.9	1.6	2.3	2	1.4	1.8	1.8	1.2	29.2
	1	2	2.2	2	1.6	2	1.9	1.6	2	1.8	1.9	1.7	2	1.6	1.3	1.9	1.7	1.3	28.5
	1	3	2.5	2.3	1.8	2.3	2.1	1.8	2.4	2.1	2.2	2	2.3	1.9	1.3	2.2	2	1.5	32.7
	2	+/-	0.4	0.2	0.1	0.3	0.1	0.3	0.5	0.4	0.3	0.4	0.2	0.2	0.1	0.4	0.3	0.3	3.6

Report Average

Families w/ complete assessments:	2	1	2.2	2	1.8	2	2	1.5	1.9	1.7	1.9	1.6	2.3	2	1.4	1.8	1.8	1.2	29.2
	1	2	2.2	2	1.6	2	1.9	1.6	2	1.8	1.9	1.7	2	1.6	1.3	1.9	1.7	1.3	28.5
	1	3	2.5	2.3	1.8	2.3	2.1	1.8	2.4	2.1	2.2	2	2.3	1.9	1.3	2.2	2	1.5	32.7
	2	+/-	0.4	0.2	0.1	0.3	0.1	0.3	0.5	0.4	0.3	0.4	0.2	0.2	0.1	0.4	0.3	0.3	3.6

Scoring Legend: 3.0 - Strength • 2.0 - Adequate • 1.0 - In Need

Gains are calculated by comparing results from the first and most recent assessments



CLASS™

Tracking with ChildPlus.net

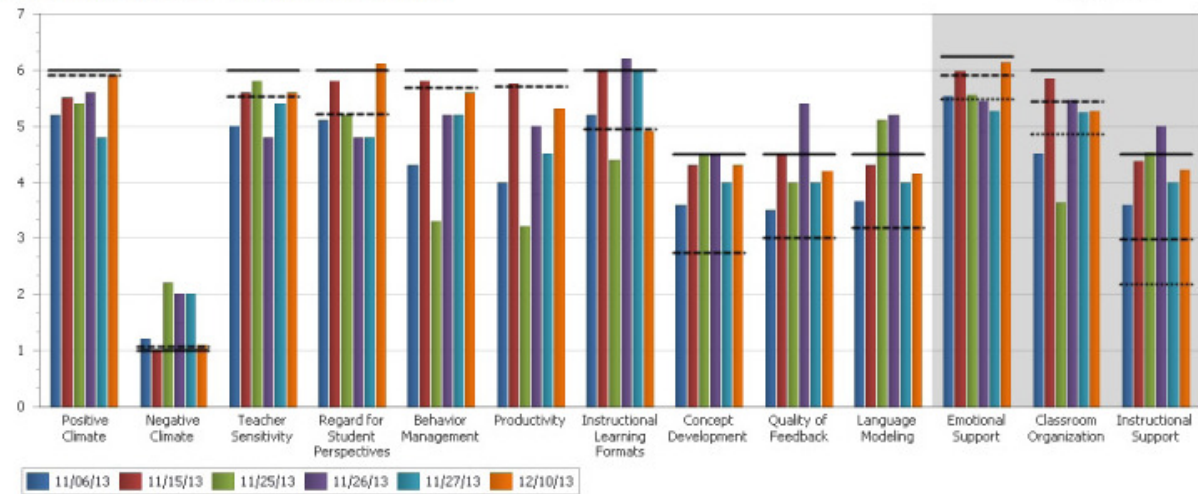


5620 - CLASS™ Score Charts

Page 1 of 4
admin

Peachtree Child Development - Faith House Center - Classroom A

Lowest 10% Nationally FY 2013
National Average FY 2013 - - - - -
Agency Level _____



	PC	NC	TS	RSP	BM	PD	ILF	CD	QF	LM	ES	CO	IS
11/06/13	5.2	1.2	5	5.1	4.3	4	5.2	3.6	3.5	3.65	5.53	4.5	3.58
11/15/13	5.5	1	5.6	5.8	5.8	5.75	6	4.3	4.5	4.3	5.98	5.85	4.37
11/25/13	5.4	2.2	5.8	5.2	3.3	3.2	4.4	4.5	4	5.1	5.55	3.63	4.53
11/26/13	11.0	3.5	8.8	9.0	8.7	8.8	12.0	8.9	10.2	9.2	10.33	9.84	9.43
11/27/13	4.8	2	5.4	4.8	5.2	4.5	6	4	4	4	5.25	5.23	4
12/10/13	5.9	1.1	5.6	6.1	5.6	5.3	4.9	4.3	4.2	4.15	6.13	5.27	4.22



Observation Results Summary

Purchase CLASS™ materials from Brookes www.brookespublishing.com 1-800-638-3775

This module is a place to record summary results of CLASS™ observations conducted using official materials and forms available from Brookes Publishing Co., Inc.

CLASS™ Observation Summaries Classroom A - 9/15/2014

Date9/15/14ObserverAbner, Jina

Program TermHead start 2014-2015

AgencyPeachtree Child ...

SiteFaith House Center

ClassroomClassroom A

TeacherAbner, Jina

Calculate Averages from Cycles

	Average*	
PC	0.00	$\frac{0.00}{PC} + \frac{8.00}{\text{reversed NC}} + \frac{0.00}{TS}$
NC	0.00	
TS	0.00	
RSP	0.00	$+ \frac{0.00}{RSP} / 4 = 2.00$
BM	0.00	$\frac{0.00}{BM} + \frac{0.00}{PD} + \frac{0.00}{ILF}$
PD	0.00	
ILF	0.00	
CD	0.00	$/ 3 = 0.00$
QF	0.00	$\frac{0.00}{CD} + \frac{0.00}{QF} + \frac{0.00}{LM}$
LM	0.00	
		$/ 3 = 0.00$

Notes

🕒

ABC

🖨

✎

📎

Cancel Add

Attachments (0)

Save Changes

* Enter the average score for each Dimension from the back of the CLASS™ Form (Scoring Summary Sheet). [Help](#)



Observation Results Summary

Purchase CLASS™ materials from Brookes www.brookespublishing.com 1-800-638-3775

This module is a place to record summary results of CLASS™ observations conducted using official materials and forms available from Brookes Publishing Co., Inc.

CLASS™ Observation Summaries Classroom A - 9/15/2014

Date9/15/14ObserverAbner, Jina

Program TermHead start 2014-2015AgencyPeachtree

Calculate Averages from Cycles

	Average*
PC	0.00
NC	0.00
TS	0.00
RSP	0.00
BM	0.00
PD	0.00
ILF	0.00
CD	0.00
QF	0.00
LM	0.00

Emotional Support

$$\frac{0.00}{PC} + \frac{0.00}{reversed NC} + \frac{0.00}{RSP} / 4 = 0.00$$

Classroom Organization

$$\frac{0.00}{BM} + \frac{0.00}{PD} + \frac{0.00}{ILF} / 3 = 0.00$$

Instructional Support

$$\frac{0.00}{CD} + \frac{0.00}{QF} + \frac{0.00}{LM} / 3 = 0.00$$

CLASS Score Calculator

Enter scores from your Scoring Summary Sheet. ChildPlus will average the dimension scores and compute the domain scores automatically*.

	Cycle 1	Cycle 2	Cycle 3	Cycle 4	Cycle 5	Cycle 6	Average
PC	4	2	6	5	5		4.40
NC	5	3	5	6	4		4.60
TS	6	4	6	3	5		4.80
RSP	7	3	6	3	5		4.80
BM	6	4	7	4	4		5.00
PD	5	5	5	5	3		4.60
ILF	4	5	6	4	3		4.40
CD	4	4	1	2	4		3.00
QF	3	5	4	2	4		3.60
LM	3	5	3	5	4		4.00

*ChildPlus does not save cycle scores. Only the average scores are saved.

OKCancel

Cancel Add

Attachments (0)

Save Changes

* Enter the average score for each Dimension from the back of the CLASS™ Form (Scoring Summary Sheet). Help

CLASS™ Reports in ChildPlus.net

- CLASS™ Observation List
- CLASS™ Score Charts
- Average CLASS™ Score Charts
- CLASS™ Attachment Listing

ChildPlus.net has a new look

All the same features, just better.


ChildPlus.net

ServicesStatus CenterEntry ExpressManagementReportsSetupEnter Report #CommunityHelp

alveyAdd FamilyCortez Alvey

My Participants (122)

Archambault, Virginia N.3/01/09
Bancroft, Ralph E.10/30/09
Barre, Janie4/04/09
Barrett, Carter J.8/20/09
Barron, Alex2/25/09
Beltran, Johnson W.12/30/09
Billings, Jennifer1/12/10
Billingsley, Milagro1/11/10
Billman, Cheryl2/21/09
Birdwell, Karissa11/25/09
Birt, Korey M.12/30/08
Blanco, Stefanie6/20/09
Blaylock, Nathan3/18/09
Blue, John J.3/04/09
Boettcher, Brendan L.12/16/08
Bonham, Korey Jr.1/25/09
Bonham, Leonora4/01/09
Brundage, Tara6/06/09
Bryan, Concha P.7/08/09
Bunton, Kayleigh9/14/09
Burkholder, Catina1/12/09
Burnside, Elena11/20/09
Chalmers, Kimberly10/06/09
Chalmers, Kurtis E.3/28/09
Charest, Pat N.5/12/09
Chumley, Al4/04/09
Claypoole, Justin R.8/02/09
Clowers, Nenita A.9/02/09
Colley, Kizzie F.10/03/09
Copenhaver, Elliot M.3/30/10
Cornelison, Francisca K.4/19/09
Culley, Joey J.5/14/09
Damato, Soila N.8/25/09
Deforest, Lorette A.4/05/09
Dressler, Lindsey5/03/09
Drummond, Ella4/11/09
Ehlers, Reggie B.4/01/10
Endsley, Claude5/08/09
Epstein, Anisha A.2/06/10
Faust, Shamika1/19/09
Fawcett, Tyler10/12/09
Forsythe, Ellis4/07/09
Fricke, Elisabeth3/26/09
Fritts, Lindsey8/23/09
Fulton, Joseph10/20/09

Cortez Alvey

Female DOB: 10/10/09 4y 5m CPID: 235066

Print Application FormsAttachments (2)Save

ApplicationEnrollmentFamily ServicesHealthImmunizationsDisabilityMental HealthBirthTransportationEducationFeesAttendancePIR

Family Members

Name	Age	Birthday	Gender	ChildPlus ID
Family Information				
Fontana, Alysha	Primary Adult	12/23/87	Female	235065
Fontana, Greg	1m	2/13/14		237041
Smothers, Tarsha	5y 5m	10/11/08	Female	235069
Alvey, Cortez	4y 5m	10/10/09	Female	235066

Add an AdultAdd a ChildMore Options

General Information

View ServicesAttachments (999)Show Photo

Adult or Child ^{PIR}ChildChildPlus ID235066
Birthday10/10/09
First NameCortezGenderFemale
Middle NameSSN888-00-7331
Last NameAlveyAlternate ID
SuffixRace ^{PIR}Multi-racial/Biracial
NicknameHispanic ^{PIR}Yes
English ProficiencyProficientPrimary
Other Language Spoken
Proficiency
Other Language Spoken
Proficiency
Notes2/8/2012 11:26 AM <admin>
Additional Information for Participant Children



Health Events

Add Event

Add Multiple Events

Exp.	Event Type	Date	Status	Met Req.	Expiration Date	Days Until Expiration	Actions	Needs Referral	Needs Follow-Up	Needs Eval.	Needs Tx	Received Tx
✓	Growth Assessment	11/22/13	Completed	✓	11/22/14	72	0					
✓	Hearing	11/22/13	Untest (or CNT) Nds Rescr (...)		11/22/14	72	0					
✓	Physical Exam	11/22/13	Passed First Screening	✓	11/22/15	437	0					
✓	Tuberculosis	11/22/13		✓	11/22/16	803	0					
✓	Vision	11/22/13	Passed First Screening	✓	11/22/14	72	0					
✓	Hemoglobin/Hematocrit	11/20/13	Passed First Screening	✓	11/20/15	435	0					
✓	Lead	11/20/13	Passed First Screening	✓	11/20/18	1531	0					
✗	Dental Exam	09/28/13	Passed First Screening	✓	07/04/14	-69	0					

Delete an Event - right click the event

Sort By Type

Filter

Questions?

Carolyn Heyliger-Graham
Senior Account Executive

800.888.6674

carolyn@childplus.com